



SPECIFICATION:

The Crealco Palace is developed to accommodate both single and double glazing and therefore has a better thermal efficiency. Security and safety is increased and this product takes, amongst others, 6.38mm laminated safety glass. It locks securely with a cylinder locking device with an external key. Multiple three point hook locks for additional safety is available.

The Crealco Palace is developed and tested to meet AAAMSA's A3 structural and air infiltration standards. If manufactured according to prescribed Wispeco Aluminium specifications, the door will comply with South African National Building Regulations.

PERFORMANCE TEST	TEST CONDITION	MEASURED RESULT	ALLOWED RESULT
Negative Pressure	2000Pa	2000Pa	OK
Positive Pressure	2000Pa	2000Pa	OK
Water Penetration	No leakage at 400Pa	No leakage at 400Pa	OK
Structural Pressure	2000Pa	3000Pa	OK
Air Infiltration	1.34l/s/m²	1.34l/s/m²	OK

TYPICAL U-VALUES (W/m²-K):

When tested for thermal efficiency, the Crealco Palace door system receives a good simulated U-value rating of 3.674W/m²-K with door dimensions of 2 090mm by 2 990mm and double glazing.

The table below shows the simulated U-value at different door dimensions and glass options (W/m²-K) :

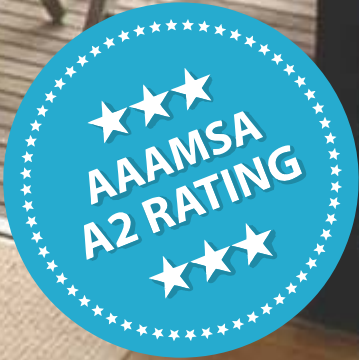
WIDTH	HEIGHT	U-VALUE WITH 6.38MM LAMINATED GLASS	U-VALUE WITH 24.76MM DOUBLE GLAZING
1490	2090	6.105	4.141
1790	2090	6.026	3.980
1900	2090	5.987	3.900
2090	2090	5.970	3.865
2390	2090	5.928	3.779
2690	2090	5.895	3.713
2990	2090	5.869	3.674

For further information and assistance regarding our product U-values and SHGC-values, the Crealco U-Solve calculator can be downloaded from www.u-solve.co.za U-Solve allows the user to design any window configurations within the specified parameters.

To ensure for the appropriate care and preservation of the Crealco products, please refer to the Wispeco Installation, Cleaning and Maintenance Procedures Manual.



Contact our world:
Tel: 0860 CREALCO (273 2526)
info@crealco.co.za
www.crealco.co.za



High Performance Sliding Door



The top of the range Crealco Palace high performance sliding door is perfect choice for the middle to upmarket home. The Crealco Palace allows for large door openings of up to three meters high and will withstand severe windload and weather conditions.

FEATURES:

The Crealco Palace is developed to:

- Be thermally efficient
- Be suitable for single and double glazing
- Accommodate insect screens
- Accommodate the Crealco Horizon Shutters assisting in controlling the natural light within your home
- Enable a unique corner entry option
- Create a borderless panoramic view

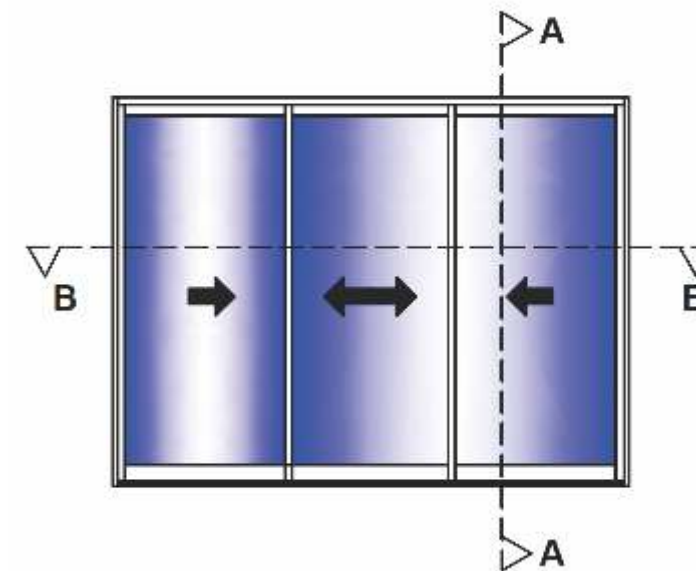
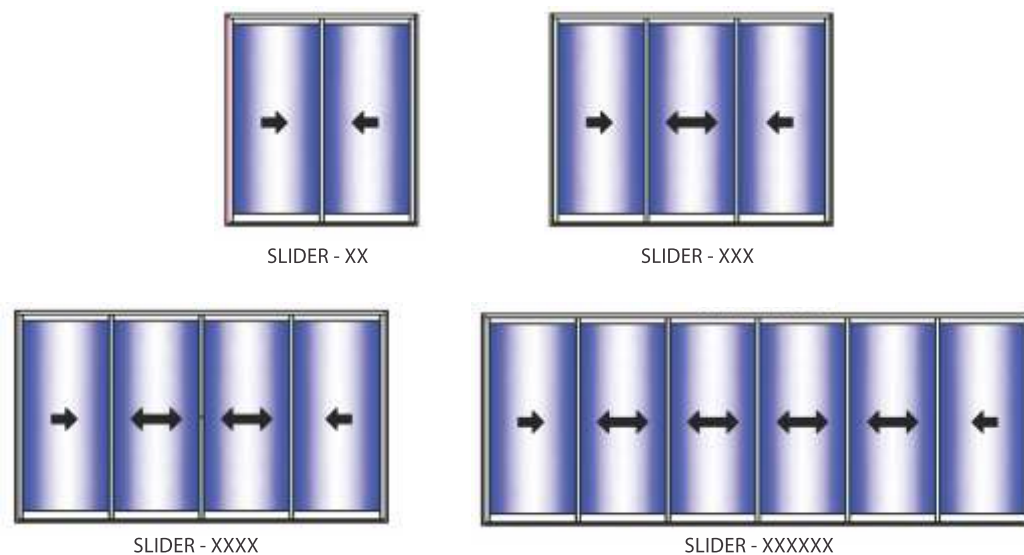
COMPLIANCE:

Our systems are designed to conform to all relevant building regulations:

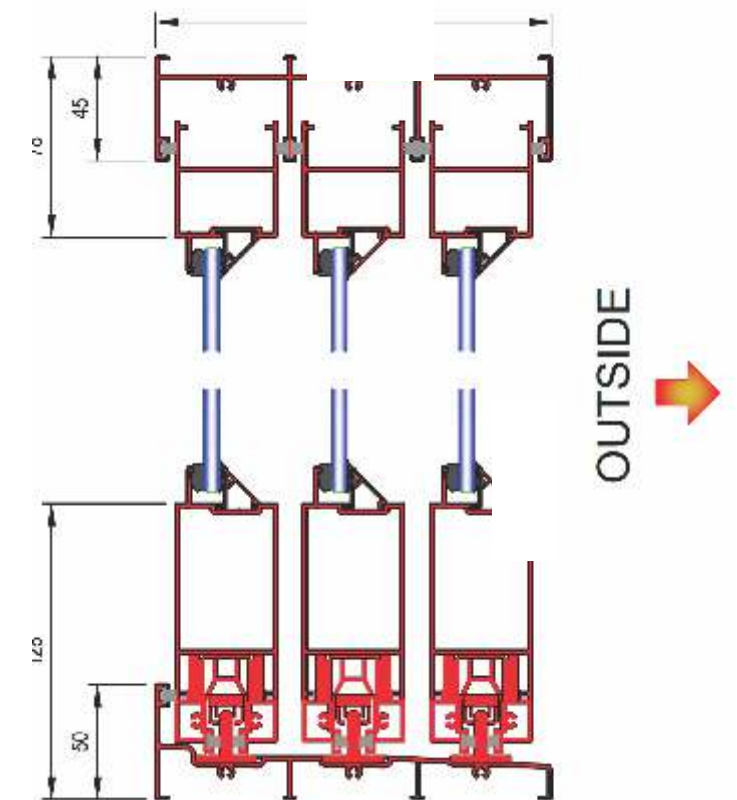
- SANS 10400 Part N: Safety Glazing Regulations
- SANS 10400 Part XA: Energy Usage in Buildings
- SANS 613: Mechanical Performance of Fenestration
- SANS 204: Energy Efficiency in Buildings

CONFIGURATIONS:

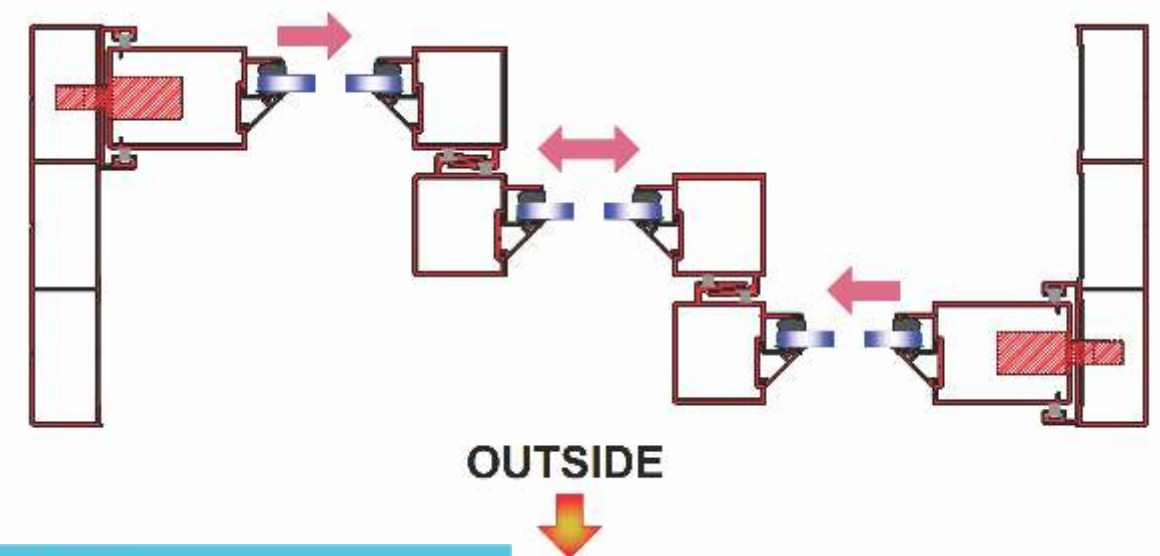
The Crealco Palace can be designed for multiple sliding configurations with double or triple track options. This enables the designer or home owner to make use of cavity alternatives where the panels slide into the wall to create a spacious and airy feeling.



ELEVATION



SECTION A-A



SECTION B-B